




CONFERENCE-AT-A-GLANCE

Monday, January 9

8:30-9:00 am	Registration for the Advanced Workshop and Morning Coffee
9:00 am-5:00 pm	Pre-Conference Advanced High-Content Analysis Course <i>(Separate registration required)</i>



Tuesday, January 10

7:45 am-2:00 pm	Thermo Scientific User Group Meeting	
2:00-6:00 pm	Molecular Devices User Group Meeting	
2:30-6:30 pm	GE Healthcare User Group Meeting	
5:00-6:30 pm	Conference Pre-Registration	

Wednesday, January 11

7:00-8:00 am	Conference Registration and Morning Coffee		
8:00-8:15	Welcoming Remarks		
8:15-9:15	Panel Discussion with End-Users and Vendors		
9:15-10:30	Networking Coffee Break in the Exhibit Hall with Poster Viewing		
10:30-12:15 pm	HCA for Toxicity Assessment	High-Content Image Analysis	Pathway Analysis with HCA
12:30-2:00	Luncheon Technology Showcase: High-Content Screening		Luncheon Technology Showcase: High-Content Data Analysis
2:15-3:30	High-Content Screening	High-Content Image Analysis (continued)	HCA for Functional Analysis and RNAi
3:30-4:45	Networking Refreshment Break in the Exhibit Hall with Poster Viewing		
4:45-6:00	High-Content Screening (continued)	High-Content Data Management	Neuronal Imaging
6:00-7:15	Reception in the Exhibit Hall with Poster Viewing		

Thursday, January 12

		Live-Cell Imaging
7:30-8:15 am	Breakfast Presentation	<i>Sponsored by</i>  Conference Registration and Morning Coffee (7:30-8:30)
8:15-10:00	ThinkTank Roundtable Discussions and Award Presentations	Novel Probes and Biosensors for Live-Cell Imaging (8:30-10:00)
10:00-11:15	Networking Coffee Break in the Exhibit Hall with Poster Viewing	
11:15-1:00 pm	High-Content Flow Cytometry	High-Content Screening of Live Cells
1:00-2:00	Enjoy Lunch on Your Own	
2:00-6:00	PerkinElmer User Group Meeting	 FLIM-FRET (2:30-5:55)

Friday, January 13

7:45-8:45 am	Live-Cell Imaging Breakfast Technology Showcase or Morning Coffee	
8:55-10:15	HCA of Tissues	Imaging 3-D Cell Models
10:15-10:45	Networking Coffee Break	
10:45-12:00 pm	HCA of Whole Organisms	Advances in Microscopy for Live-Cell Imaging
12:00-1:20	Enjoy Lunch on Your Own	
1:20-2:40	HCA of Stem Cells	
2:40-3:10	Networking Refreshment Break	
3:10-4:00	Miniaturization Arrays for Cell Analysis	
4:00	Close of Conference	